

MY INDUCTION PROGRAMME

JUNE 2019



INDUCTION TIMETABLE – JUNE 2019

MONDAY 10 JUNE 2019

Arrival at Queen's Campus

All Students should arrive at Queen's Campus by 9am on Monday 10 June 2019. Upon arrival students should make their way to the Wolfson Building (Room F009) where they will be met by staff from the International Study Centre.

✓	Time	Activity
	08:30 – 08:50	Meet at Rialto Court Reception (members of staff from Durham ISC will meet you at Rialto Court Reception at 8:30am and show you the way to the ISC)
	08:50 – 09:00	Arrival at Queen's Campus
	09:00 – 11:00	Registration & collection of student ID cards (Room F009, Wolfson Building)
	11:00 – 11:10	Welcome Talk (Room F009, Wolfson Building)
	11:10 – 11:30	Learning Contract (Room F009, Wolfson Building)
	11:30– 11:40	Accommodation Talk (Room F009, Wolfson Building)
	11:40 – 12:15	Academic Studies Talk (Room F009, Wolfson Building)
	12:15 – 13:00	Lunch
	13:00 – 13:45	Welfare/Safeguarding Talk (Room F009, Wolfson Building)
	13:45 – 14:45	Being Safe Talk (Room F009, Wolfson Building)
	14:45 – 15:00	Break
	15:00 – 16:00	Fire Safety Talk (Room F009, Wolfson Building)
	16:00 – 16:45	DUO Training (Room B001, Holliday Building)
	16:45 – 17:00	Introduction to APT's (Room B001, Holliday Building)
	17:00	End of day

TUESDAY 11 JUNE – FRIDAY 14 JUNE

✓	Time	Activity
	All Day	Teaching commences, please follow your individual teaching timetable.

Your induction is a great opportunity for you to make new friends and get to know the staff at the International Study Centre. If you have any questions or require any assistance during your first week please contact us:

Durham International Study Centre Address:

Durham University International Study Centre
Queen's Campus,
Stockton-on-Tees,
TS17 6BH

Durham ISC Student Helpdesk Telephone Number:

+44 (0)191 334 0698

Durham ISC Welfare Telephone Number:




+44 (0)7500 557914 **Please note that a member of the Welfare Team are available between 8am until Midnight on this number**

Durham ISC Emergency Telephone Number:

+44 (0)7469 856281 ** Please note this telephone number should only be used in an emergency**

MY INDUCTION PROGRAMME

Durham University International Study Centre
Queen's Campus, Stockton-on-Tees, TS17 6BH
Telephone number: +44 (0)191 334 0698
Emergency telephone number: +44 (0)7469 856281

Connect with us on social media   
facebook.com/iscdurham
youtube.com/channel/UCpuDqH-vyelMEYInR_jZOfQ
#MyDurhamFuture

durham.ac.uk/isc

POLICE REGISTRATION

REGISTERING WITH THE POLICE, WHAT DOES THIS MEAN?

You may be required to register with the police upon arrival to the UK if you hold a passport from the list of nationalities below. This will also be listed on your visa in your passport and will state that you must register with the police within 7 days of arriving in the UK (if you applied for a visa outside the UK) or if you have been issued a new Biometric Enrolment Permit if you applied for a new visa inside the UK.

WHO NEEDS TO REGISTER?

You will need to register with the police if:

- you are 16 or older
- your visa or permission to stay in the UK is longer than 6 months
- you are a national of one of the below:

Afghanistan	China*	Kazakhstan	Oman	Tajikistan
Algeria	Colombia	Kuwait	Palestine	Tunisia
Argentina	Cuba	Kyrgyzstan	Peru	Turkey
Armenia	Egypt	Lebanon	Qatar	Turkmenistan
Azerbaijan	Georgia	Libya	Russia	United Arab Emirates
Bahrain	Iran	Moldova	Saudi Arabia	Ukraine
Belarus	Iraq	Morocco	Sudan	Uzbekistan
Bolivia	Israel	North Korea	Syria	Yemen
Brazil	Jordan			

*If you're a student who holds a passport issued by the Special Administrative Region of either Hong Kong or Macao is classed as a Chinese national and needs to register.

HOW TO REGISTER

You will need to take the below documents and information to the police station for your area.

- £34 for the registration fees
- 2 recent [passport size colour photographs](#)
- your passport
- your visa "vignette" (sticker in your passport), if you applied outside the UK
- the letter you got from the Home Office when your application was approved, if you applied inside the UK
- your [biometric residence permit](#), if you have one

You will receive a police registration certificate once you have successfully registered with the police. Please keep it while your visa is valid. If you lose your certificate please contact your local police station and they will tell you what to do.

If you failed to register, your visa might be at risk as it is a condition of your visa in the UK. Failure to register in time could impact on any visa applications in the UK in future.

UPDATING YOUR DETAILS

You need to inform the police if any of the information you gave to the Police has changed. (for example a new visa granted, a passport number and/or a new contact address etc.)

If you are studying outside London – please contact the local police station about registration

If you are studying within London – please check the process from [Overseas Visitors Records Office \(OVRO\)](#) about registration